


NOTE: For ACH and Wire transactions, you can use the VIP Symantec Mobile or desktop app to produce a secure code instead of the physical token provided by Camden National Bank.

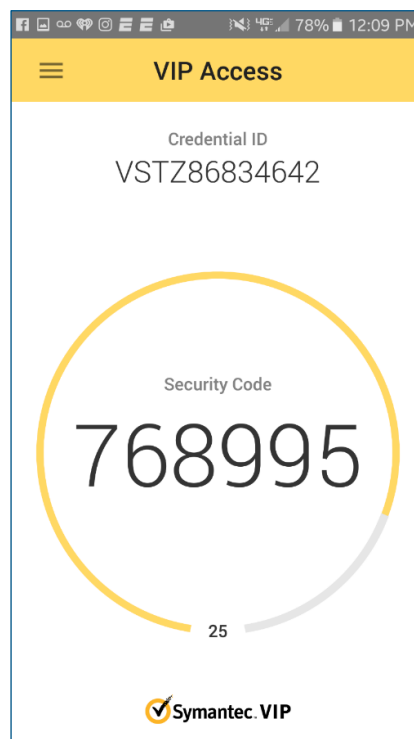
Android VIP Access App

1. Open the Google Play store and search for the 'VIP Access' app.
2. Download the app to your Android device.



3. Open the VIP Access app and provide the Credential ID to Camden National Bank.

NOTE: The Security Code will be used for transaction authentication. The value changes every 30 seconds for security purposes.




Questions? We can help!

Phone: 866-265-9195

Email: TreasuryManagement@CamdenNational.com

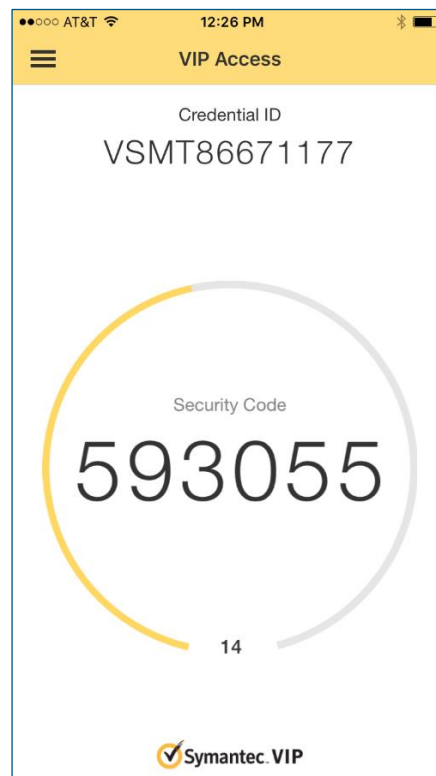
Apple/iOS VIP Access App

1. Open the Apple store and search for the 'VIP Access' app.
2. Download the app to your iOS device.



3. Open the VIP Access app and provide the Credential ID to Camden National Bank.

NOTE: The Security Code will be used for transaction authentication. The value changes every 30 seconds for security purposes.



Questions? We can help!

Phone: 866-265-9195

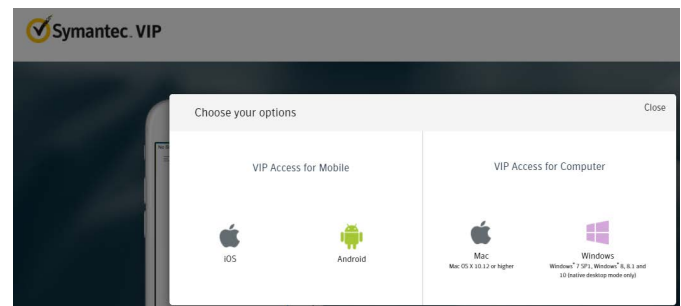
Email: TreasuryManagement@CamdenNational.com

Desktop Computer VIP Access

1. Enter <https://m.vip.symantec.com/> into your computer's browser.
2. Click Download.



3. Choose the appropriate option for Mac or Windows under VIP Access for Computer.



4. Open the VIP Access App and provide the Credential ID to Camden National Bank.

NOTE: The Security Code will be used for transaction authentication. The value changes every 30 seconds for security purposes.



Questions? We can help!

Phone: 866-265-9195

Email:

TreasuryManagement@CamdenNational.com